



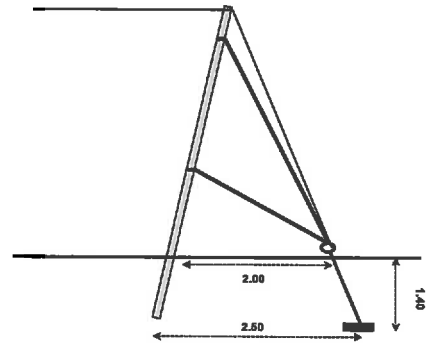




ERRORI NEGLI IMPIANTI ANTIGRANDINE

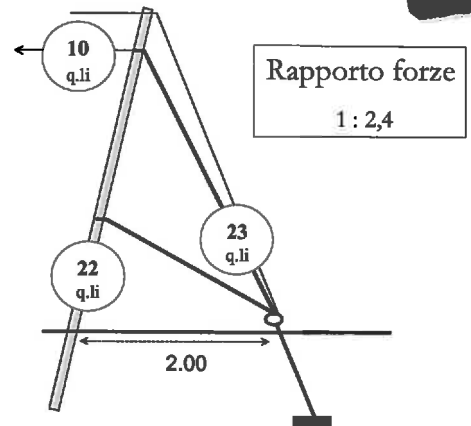
- andrea taddia -

ANCORAGGI TESTATE

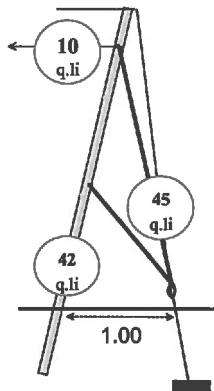


Perché è importante la distanza ancora-palo?

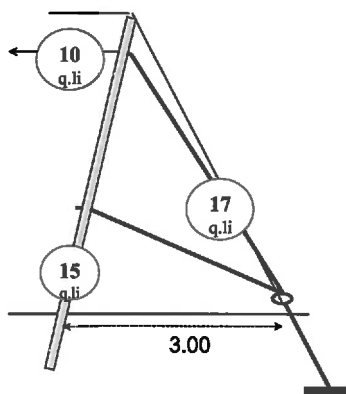
- Più è elevata e meno peso grava sull'ancora (regola del parallelogramma)
- Sull'ancora al max 30 q.li



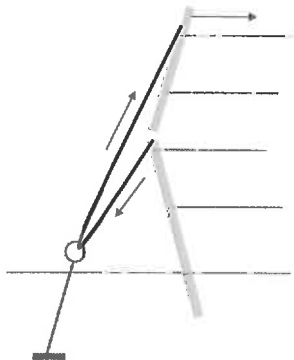
Rapporto forze = 1 : 4,5



Rapporto forze = 1 : 1,7

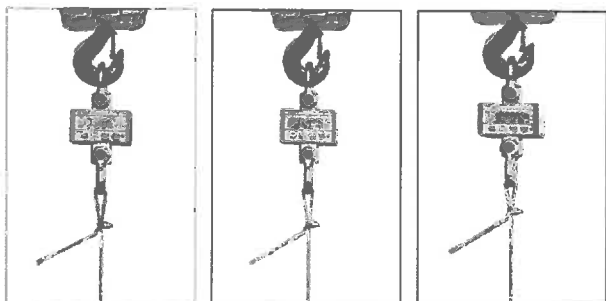


Effetto "altalena"



?

Prove di trazione morsetti: 8 mm (il dinamometro misura in Kg)



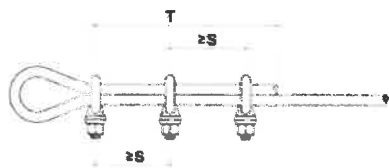
www.almaz.it



Il singolo morsetto garantisce la tenuta, ma non gli sforzi eccessivi (forti carichi)



Posizionare correttamente i morsetti



	Ø mm	S	T	N
AAMRS/RV/060001	6	1,6 cm	19,2 cm	3
AAMRS/RV/080001	8	2,0 cm	32,0 cm	4
AAMRS/RV/100001	10	2,0 cm	32,0 cm	4

T: lunghezza minima del tratto terminale della fune
 N: numero minimo dei morsetti consigliati da montare sulla fune
 T: minimum length of the end part of the cable
 N: recommended minimum number clamps to mount on the cable

www.valentini.com



Funi e fili
 apparentemente
 tutto bene...



Inclinazione testate e laterali: 15°

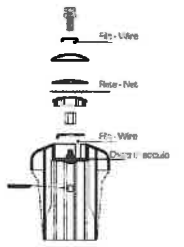
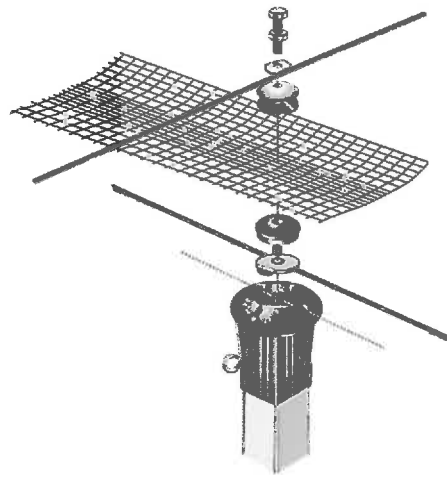



Troppo inclinati...




20° anziché 15°





www.valtepal.it

Piastre anti-sfondamento


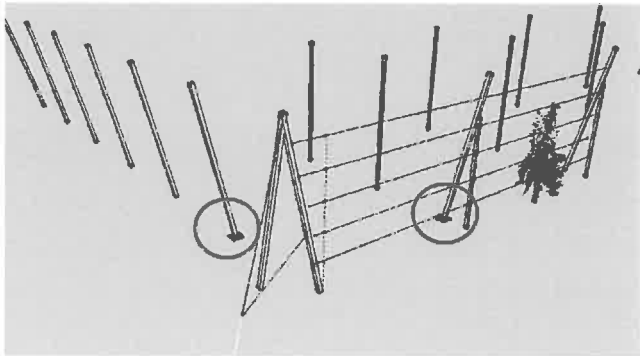


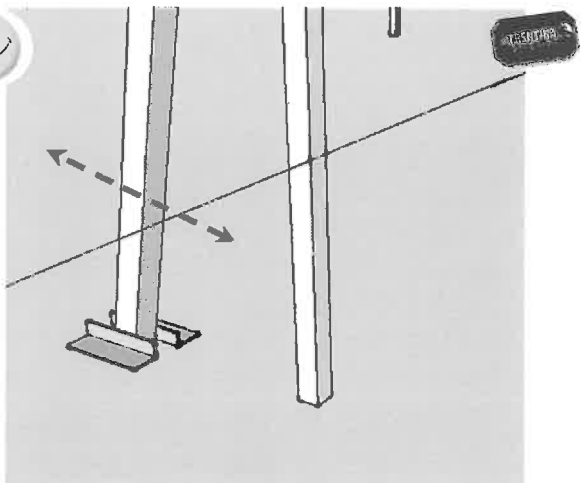
www.imer.it

Dotate di piega di rinforzo



Posizionarle nella direzione corretta...





Accessori

Attenzione alla qualità dei materiali



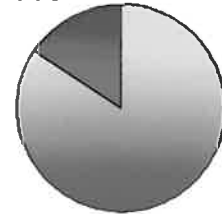
Accavallamento fune...
riduzione della tenuta





Reti in Valsugana

■ 16%



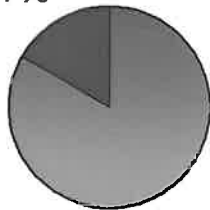
Caldonazzo= 20%

Perginese= 12%

■ 84%

Reti Valli del Sarca

■ 17%



■ 83%



Grazie dell'attenzione

